





**BROOKLYN
CHILDREN'S
MUSEUM**

Activity Guide



About Brooklyn Children's Museum

OUR MISSION

Inspired by the energy and diversity of our borough, Brooklyn Children's Museum creates experiences that ignite curiosity, celebrate identity, and cultivate joyful learning.

OUR WORK

Founded in 1899 as the world's first children's museum, Brooklyn Children's Museum (BCM) is New York City's largest cultural institution, designed especially for families. Based in Crown Heights, Brooklyn, BCM serves 300,000 children and caregivers annually with exhibits and programs grounded in visual arts, music and performances, natural science, and world cultures. Visit us at www.brooklynkids.org and share your work with us on Instagram by tagging @bcmkids #brooklynchildrensmuseum. Tell us what you thought of this activity booklet by emailing education@brooklynkids.org.

Dear Friends,

Welcome to Brooklyn Children's Museum! We're excited that you and your family came to visit today. We hope you enjoy using the activities in this activity guide in our exhibits and at home.

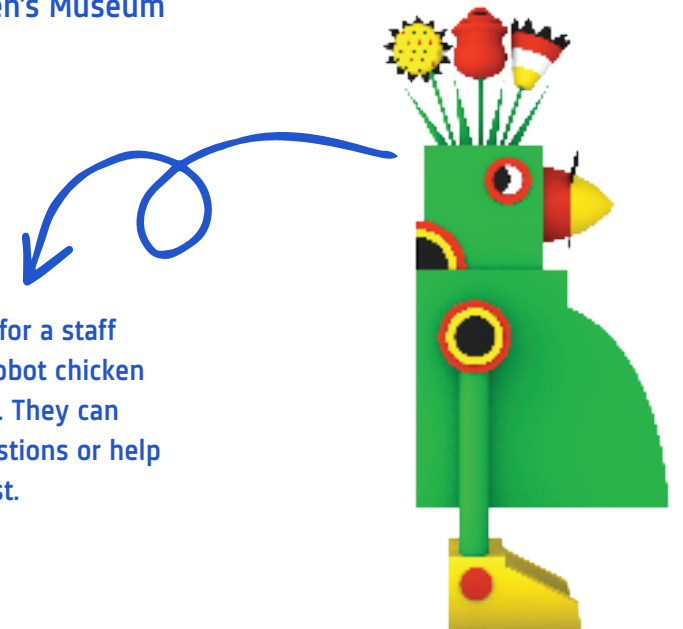
While you're here, remember that we are all in this together. Be aware of your surroundings, the ways you are moving through shared space, and remember to practice kindness and love—it's the Brooklyn way!

We'd love to see your creations. Ask your parents to help you share them with us by tagging @bcmkids #brooklynchildrensmuseum or sending an email to education@brooklynkids.org.

We hope to see you again soon!

Best regards,
Your friends at Brooklyn Children's Museum

Need help? Look for a staff member with a robot chicken t-shirt and apron. They can answer your questions or help you if you are lost.



How to use this Activity Guide

There are lots of ways to enjoy BCM. The stops below suggest a path through the Museum, but feel free to let your children lead the way.

EXHIBIT STOPS


 1 **Totally Tots: First floor**

 2 **World Brooklyn: First floor**

 3 **Neighborhood Nature: Lower level**

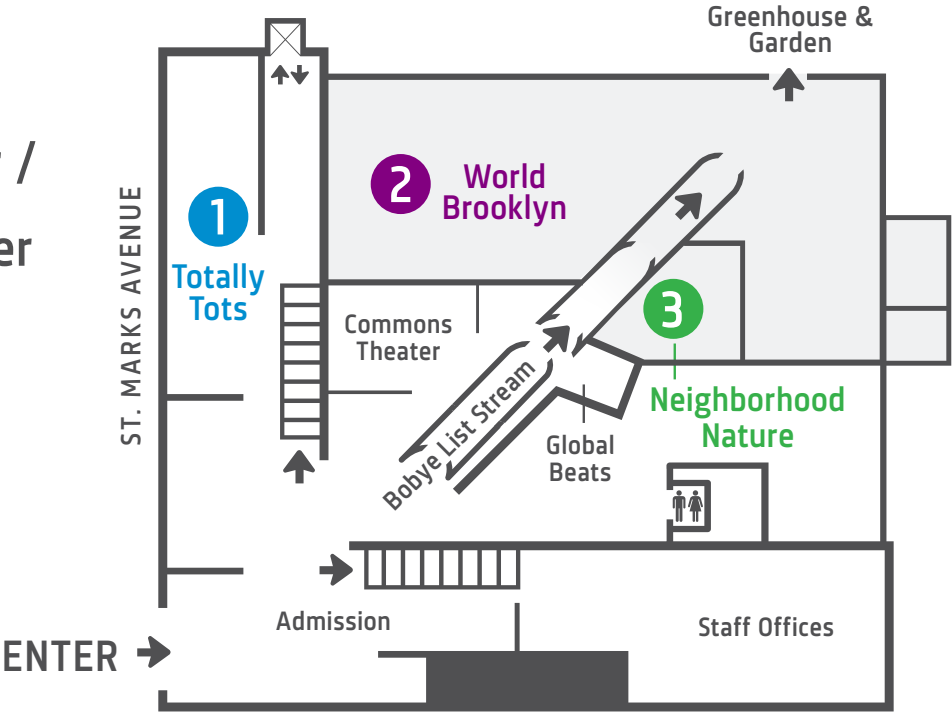
 4 **Collections Central: Second floor**

 5 **The Nest: Rooftop**

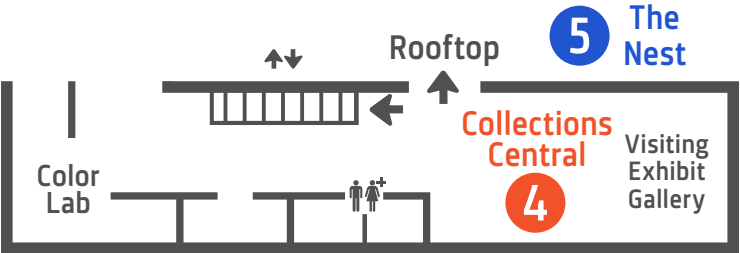


Museum Guide

First floor /
Lower level



Second floor



STOP 1:

Totally Tots

Totally Tots is all about using your senses, especially touching, looking, and hearing. Build with blocks, play and experiment with water, sift the sand for treasures, and sing a song on our stage.

WHAT DO YOUR SENSES TELL YOU TODAY?

I see



I touch



I hear




I wonder



TRACE IT

Trace your handprint here. Transform your fingers into characters by drawing faces and adding shapes for costumes. Tell a story with your handy friends.



STOP 2: World Brooklyn

In World Brooklyn, you can visit shops based on real places and people in Brooklyn. In each of the shops you can pretend to be a shopkeeper or a customer. What are you selling or buying? What kinds of conversations will you have with each other?

INTERNATIONAL GROCERY

Every family has its own set of recipes, food traditions, and ways to celebrate. Draw or write down your favorite family food and greatest food memory. This might be a holiday, an annual celebration, or an unforgettable moment making or eating food.



Many cultures have flatbread—pita, roti, and chapati to name a few. Try this simple recipe for roti made from three ingredients:


- 2 1/2 cups self-rising flour (or 2 cups self-rising flour plus 1/2 cup whole-wheat flour)
- 2 tablespoons plus 1 teaspoon vegetable oil (divided, plus extra for the pan)
- 1 cup warm water

- STEP 1 Mix the flour and oil together, add the water slowly until the dough forms a ball. Let it rest for 10 min.
- STEP 2 Roll it out into a large circle about 1/4" thick. Spread 1 tspn of oil over it and roll the dough up into a long roll. Slice the roll into 8-10 pieces and roll out flat into 6" circles.
- STEP 3 Over medium-low heat (*and with a grown-up's help!*) use a little oil and cook each roti until puffy and light brown. Enjoy while it's warm!

SKETCH IT!

L&B Spumoni Gardens in Bensonhurst, Brooklyn, is one of New York's best-known pizza places. Create a pizza from your imagination using colored pencils and topping stickers in your activity kit. Give your pizza pie a name, and serve it up.

TITLE: _____ 'S _____ PIE

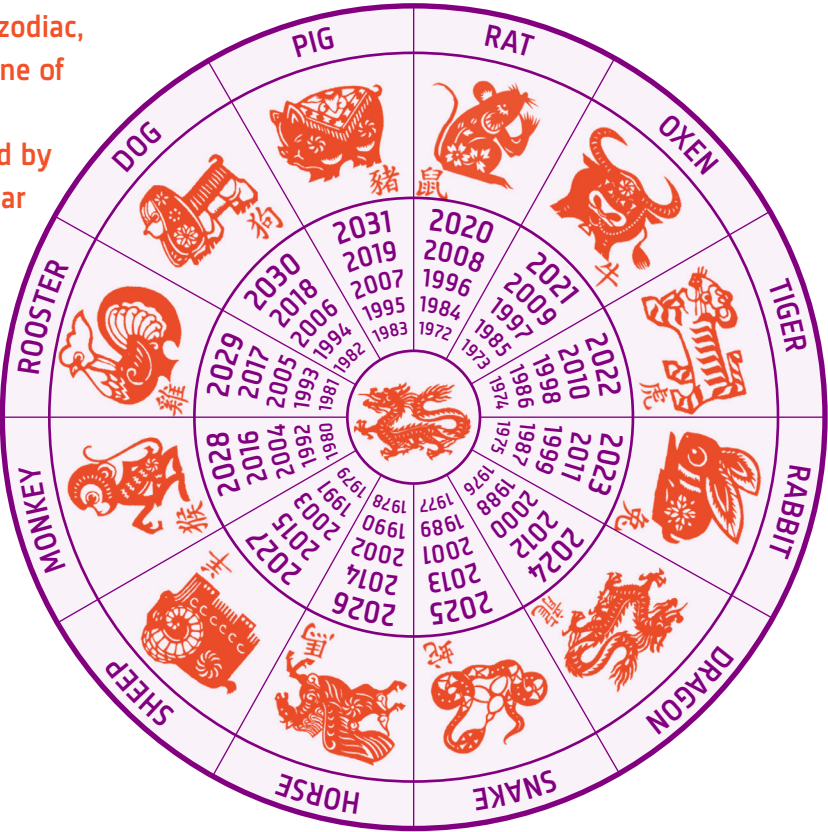


STOP 2: World Brooklyn

CHINESE ZODIAC

According to the Chinese zodiac, every year is named for one of 12 animals. Tradition says your personality is shaped by the animal sign for the year in which you were born.

What's your birth year?
What kind of animal are you?
How about the rest of your family and friends?





- World Journal is a bookstore where you can pick up a newspaper or a book. Most of the items in World Journal are written in Mandarin. *If you were opening a book or newspaper store, what language or languages would be included?*

- Pick up a fresh confection or a special *pan de muerto* for Dia de los Muertos in October. **What are your favorite baked treats?**

- BCM's International Grocery is inspired by Sahadi's, where you can find lots of dried fruit, nuts, and specialties from the Middle East. BCM's grocery also takes inspiration from Damascus Bakery, where you can pick up a spinach pie and baklava, and D'Amico Coffee Roasters on Court Street. *If you had a grocery store, what would you sell there?*

- Owa Afrikan Market carries clothing, crafts, carvings, and spiritual supplies from West Africa. *Is your family originally from another country? How did they come to Brooklyn? What special objects remind your family of that place?*

- The Caribbean Travel Agency is based on several businesses located in Crown Heights and East Flatbush, neighborhoods that are home to many Caribbean people. Travel agencies help people make plans to visit their friends and family. Even though the Caribbean is near North America, you still need to take an airplane to get there from Brooklyn. ***Have you ever taken an airplane? Where did you travel?***

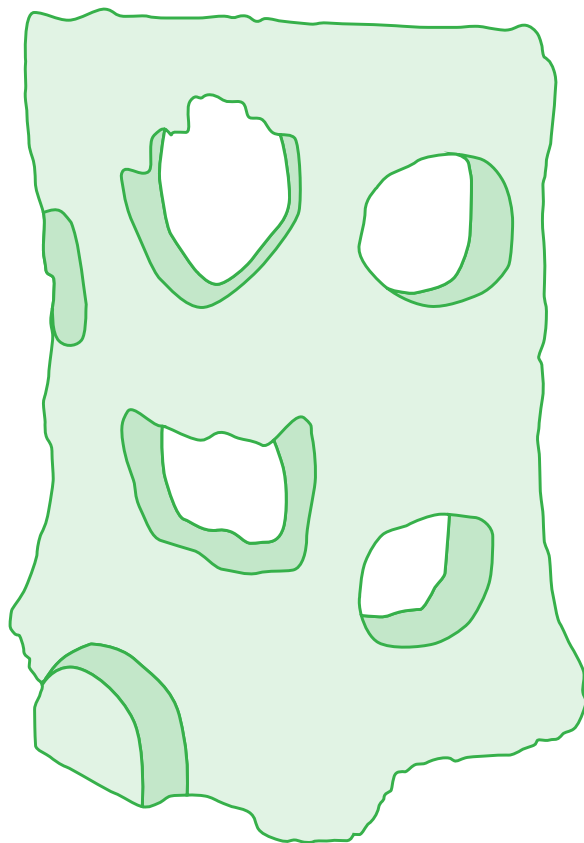
- L&B Spumoni Gardens in Bensonhurst, Brooklyn, is famous for its Sicilian (square) pizza and gelato (ice cream). The same family has owned L&B since 1939. ***If you and your family were starting a business, what would it make or sell?***

STOP 3: Neighborhood Nature


Explore the ecologies in our own Brooklyn backyard. Dig in the community garden's cork box, check out our live animal friends, and learn about the amazing filtering powers of oysters along New York's waterfront.

SKETCH IT!

Create a habitat. Draw some of the animals you see at BCM and add food and other items you might find in their homes here:



Your habitat can be inspired by real nature or your imagination!




- OYSTER CITY

Oyster City highlights the amazing capabilities of oysters that are helping to clean the water in New York's harbor. Check out the boat in this exhibit, made by high school students at the New York Harbor School.

Imagine taking a journey by boat. *What would you take with you? Where would you go?* Draw yourself in the boat and the friends or family you'd want to share your adventure with!

REMEMBER TO PACK:



STOP 4: Collections Central

Did you know that Brooklyn Children's Museum is the oldest children's museum in the world and was founded right here in Central Brooklyn? It's also one of just a few children's museums with a collection. BCM's collection contains 30,000 objects—everything from lunch boxes to rocks, dolls, masks, and seashells!

What kind of things do you collect? Do you collect them in your pockets or keep them in a special place at home?

SKETCH IT!

Draw a picture and describe one of your special treasures. Why is it important to you?

Treasure Title: _____

Collected By: _____

Date: _____

ACTIVITY

The *Animals and Us* exhibit highlights objects from our collection that reflect how people around the world are inspired to create art and everyday objects by observing the animals around them.

Can you find the animal objects in the display cases? These are illustrations of the collection objects, so look closely to see the real thing!



BIRD



MAMMAL



REPTILE




FISH



AMPHIBIAN

Mammals, fish, reptiles, amphibians, and birds all move in different ways. They run, hop, walk, slither, swim, or even fly! *How many different ways can you move your body?*



STOP 5: The Nest

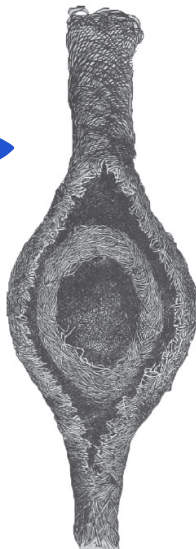
Don't forget to check out BCM's rooftop, where you can run, climb, and hang out on the grass. The Nest climber is based on a special nest in BCM's collection and was made out of recycled cedar wood from water towers by Tri-Lox, a Brooklyn-based workshop. *How many steps can you climb on the nest?* Over, under, and through!

LOOK!

Baya weavers are sparrow-sized **Weaverbirds** found across the Indian Subcontinent and Southeast Asia.

This two-storied **Baya weaver nest** in BCM's collection is made out of Acacia and palm fibers and was collected in the 1970s in Indonesia, Asia.

Their nests are woven from leaves into compartments and tunnels.



More Fun at Home

Keep the creativity going after your Museum visit with this activity book! Try these ideas for continued fun.

Love World Brooklyn? Design a map or scavenger hunt in your neighborhood. Choose stores, objects, and experiences that are unique to your community.

Create a message for your neighbors using sidewalk chalk and tape. *What positive message could lift everyone's spirits?*

Make a family time capsule. Collect pictures you've drawn, poems, photos, and memories, and invite other members of your family to contribute. *When will you open the time capsule?* Seal the box and write the opening date on the outside.


Create a family band. Using containers from your recycling and beans, rice, and lentils from your kitchen, make shakers with different sounds and play them together.

Design a postcard and reach out to a friend or relative. Use a blank card and draw a picture for someone you love. Send a message to brighten their day.

Transform a space in your house into a fort or hiding place using chairs, pillows, and sheets. You might want to add lights so you can read a book inside.

Make a batch of sensory play dough combining flour, oil, water, and salt. Try adding food coloring or an essential oil to make it colorful and scented.

Check out more BCM+You activities on Instagram, Facebook, and our website www.brooklynkids.org.



THANK YOU

Leadership support for BCM is generously provided by the New York City Department of Cultural Affairs in partnership with the New York City Council; the Institute for Museum and Library Services; The Stavros Niarchos Foundation; The Pierre and Tana Matisse Foundation; the National Endowment for the Humanities; the Tiger Baron Foundation; the New York State Council on the Arts with the support of Governor Andrew M. Cuomo and the New York State Legislature; and the National Endowment for the Arts.

BCM is grateful to the following elected officials for their support of the Museum's work:

New York City Council Majority Leader Laurie A. Cumbo; New York City Council Member Alicka Ampry-Samuel; New York City Council Member Robert E. Cornegy, Jr.; New York City Council Member Farah Louis; New York State Senator Velmanette Montgomery; New York State Assembly Member Joseph R. Lentol; New York State Assembly Member Diana C. Richardson, and New York State Senator Zellnor Myrie.

Special thanks to our corporate and foundation sponsors:

The Achelis & Bodman Foundation, American Express, BlackRock, Bloomberg Philanthropies, The Bulova Stetson Fund, Chase Private Client, Con Edison, Delta Sigma Theta Sorority, FAR Fund, Goldman Sachs, Google, The Holborn Foundation, The Hyde and Watson Foundation, Investors Bank, The Laura B. Vogler Foundation, MetLife Foundation, Morgan Stanley, Moses L. Parshelsky Foundation, National Grid, NYC COVID-19 Response and Impact Fund in The New York Community Trust, Pfizer, Inc., The Pierre and Tana Matisse Foundation, Dr. Robert C. and Tina Sohn Foundation, Sculptor Capital Management, Silverstein Properties, Inc., Stavros Niarchos Foundation, Stop N Stor, Studio Institute, Tiger Baron Foundation.

